



[Submitter Assistant for SEO Campaigns](#)

GUIDE

About Submitter Assistant for SEO Campaigns

Submitter Assistant for SEO Campaigns, from now **SASC**, is a web application that allows you submit your website easily to a several directories that you can select depending on language, country or niche.

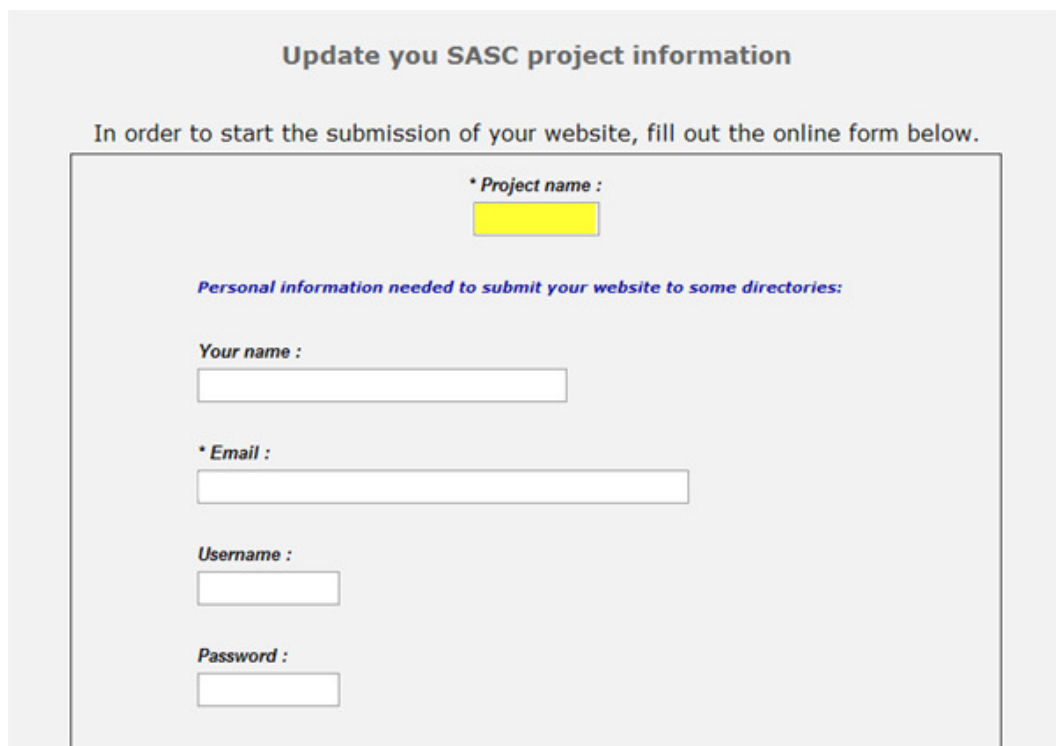
Every week new worldwide directories will be added to SASC database.

Basically you've got projects. Every project simply contains your personal and your website information wich will be used in submitting process. As a **FREE REGISTERED USER** you can only have one project.

1 - Updating your project information

First of all, after you have confirmed your e-mail address, you need to fill a form like this below with all the information needed to submit your website to directories and search engines.

If you don't have completed to provide your project information when you enter your account you'll see a form like this below. First step is you have to choose a name for your project. Then you have to enter your personal information that will be used when submitting your website.



The image shows a web form titled "Update you SASC project information". Below the title, it says "In order to start the submission of your website, fill out the online form below." The form contains several input fields:

- A field for "Project name" with an asterisk, containing a yellow placeholder.
- A section header: "Personal information needed to submit your website to some directories:"
- A field for "Your name" with an asterisk.
- A field for "Email" with an asterisk.
- A field for "Username" with an asterisk.
- A field for "Password" with an asterisk.

This email, username and password won't be used by SASC. It'll be used in this directories or search engines which register an account as user is required in order to submit your website.

Next fields to fill are all about your website:

*** Title :**

*** Description :**

Short description (150 characters) :

Keywords (separated by commas, no more than 30) :

Url

Url reciprocal link http://... :

Sitemap url(XML) http://... :

Once you have completed whole form you'll be able to start submitting your website (this is how it looks like when your website information has been 100% filled):

project	website information	directories submitted	directories NON submitted	
	mineraltown	100%	0	145

[Submit](#)

upgrade
Submit your website during 1 year as often as you like **30\$**

Every time you want to submit your project just click on **Submit** button.

2 – Select directories/search engines

You can select which directories/search engines you're going to send your website by country, language or niche.







Country:

Language:

Niche directories:

Search directories

A list of all directories that match your criteria is shown. Then you can choose to submit your website to all of them or just to some of them:

<input checked="" type="checkbox"/>		<input checked="" type="checkbox"/>		<input type="checkbox"/>		<input checked="" type="checkbox"/>	
	ESPDiretorio		lalupa - El portal colombiano		Minibuscador.com		Polseguera ESP
<input type="checkbox"/>		<input checked="" type="checkbox"/>					
	Webwiki ESP		Webz				

22 directories found

Check All Uncheck All

Submit your website

You also can send your website directly to last 20 new directories/search engines added to SASC:

Last 20 new directories added to SASC

<input type="checkbox"/>		<input type="checkbox"/>		<input type="checkbox"/>		<input type="checkbox"/>	
	Altawebgratis		Anetdir.com		Dirturismo.com		Dir mascotas.com
<input type="checkbox"/>		<input type="checkbox"/>		<input type="checkbox"/>		<input type="checkbox"/>	
	Ezilon		EDOM directory		Delta directory		Fenix directory

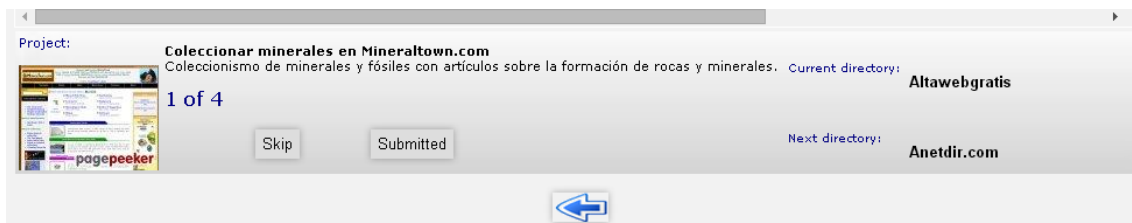
3- Submitting your website

While submitting your website target directory will be loaded in central page frame:



At the bottom of the page there is several interesting information:

1. Which project you are submitting
2. Number of current directory
3. Number of directories selected
4. Which is current selected directory
5. Which will be next directory



You can **"Skip"** submit your website to current selected directory, then next directory is loaded.

Click on **"Submitted"** button when you've finished submit your website to current directory.

4- Upgrade your project

If you want to continue using **SASC**, it allows you to upgrade to a paid plan in few easy steps. Current price plans are:

1 year for 36 \$USD
2 year for 64 \$USD
3 year for 90 \$USD

With an **upgraded plan** you can **create new projects** (websites) and submit them for free for 1 month. So you will manage several projects with just one account.

You can **renew** your upgraded projects for 1,2 or 3 years more at any time.

5- Contact us

Your opinions, **suggestions** and **critics** are extremely important and will help us understand whether or not it's worth and how to invest more time/dedication in this project.

In your account you'll find a "**Contact us**" form you can freely use to give us your feedback.

We hope you enjoy



Submitter Assistant for SEO Campaigns
